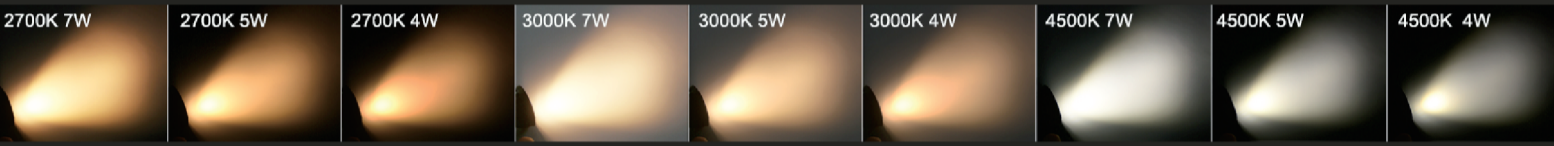


# MR16 with Adjustable Beam Angle, CCT & Power

- # Adjustable Beam Angle  
Multiple angles: 15°, 24°, 36°, 60°  
Tool-free lens replacement
- # Flexible CCT and Power Combinations  
9-in-1 combination: 3 CCT x 3 Power  
CCT options: 2700K, 3000K, 4500K  
Power options: 4W, 5W, 7W
- # Wireless Remote Control  
Adjust CCT and power settings  
Accidental-touch protection with memory function
- # Durable Aluminum Housing  
Efficient heat dissipation
- # 9-15V AC/DC Compatible



## RD-MR16-AL-7W

(Adjustable Beam Angle, CCT & Power 9 in 1)

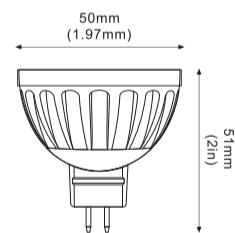
- Customized Constant Current driver solution, adopts imported AVX capacitor, IC and other electrical components
- Customized Brass pins ( Strong electrical conduction, anti oxidation, stable, bright)
- Suitable for enclosed fixture



### Product parameters


Model	RD-MR16-AL-7W (Adjustable Beam Angle, CCT & Power 9 in 1)
Lampholder	GU5.3
Rated Voltage	12V AC/DC
Power	4/5/7W
Luminous Flux	2700K: 580lm(7W)/480lm(5W)/400lm(4W) 3000K: 600lm(7W)/500lm(5W)/420lm(4W) 4500K: 630lm(7W)/540lm(5W)/440lm(4W)
CRI (Ra)	Ra>80
CCT	2700-4500K
Light source	Customized LEDs EPISTAR COB
Beam Angle	15°/24°/36°/60°
IP Grade	IP64
Material	Die-cast Aluminum
PF	>0.6
Ambient-Temperature	-20°C~40°C

### Structure size



### Package

Product	1pc	58g	
Inner box	52x52x56mm	1pc/box	66g
Middle box	268x107x59mm	10pc/box	71g
Outer carton	45x320x29cm	200pcs/ctn	15.5kg



### Lighting effect

